

mill Spielanleitung / Spielregeln

Brettspielnetz.de Team
Copyright 2024 Brettspielnetz.de

Inhalt

Mühle Spielregeln.....	1
Object of the board game.....	2
Phase 1: set-up.....	3
Phase 2: moving.....	5
Phase 3: moving (when one player has only 3 stones left).....	6
End of the board game.....	7
Strategy.....	8
Draws.....	9

Mühle

Spielregeln

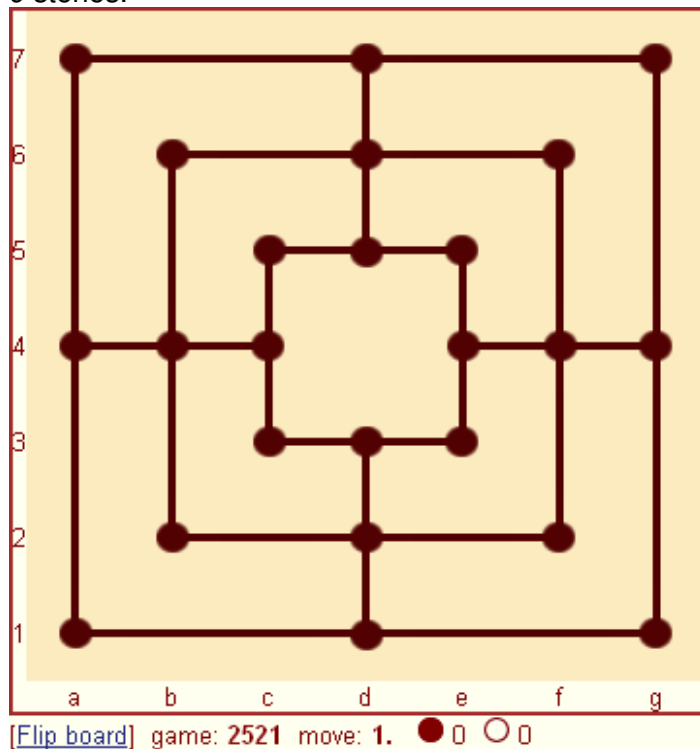
Object of the board game

You win the board game if your opponent has only two stones left, or if he cannot move. There are three phases in the game (one set-up phase and two move phases). In every phase, you can capture if you make three in a row (horizontal or vertical), this is called a 'mill'. If you form a mill, you must capture an opposing stone of your choice (except when this stone is part of a mill and your opponent has other stones which are not part of a mill).

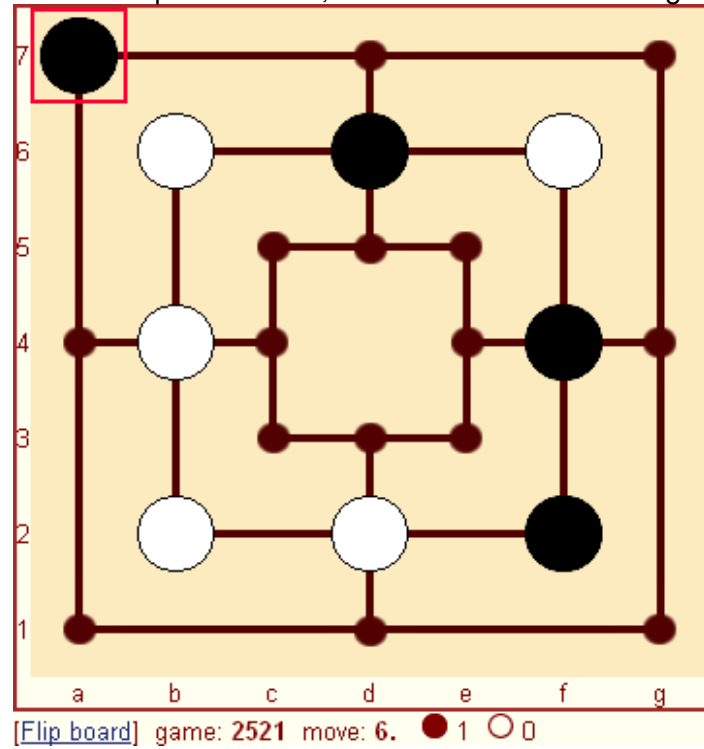
Mill is one of the oldest board games and known in Europe by different names: Nine Men Morris, Mühle, Molenspel and Merrelles.

Phase 1: set-up

In the first part of the game, the players each place a stone in turns on an intersection of a horizontal and a vertical line (denoted by a dot). This phase ends when every player has placed his 9 stones.



After a couple of moves, the board looks something like this:



Phase 2: moving

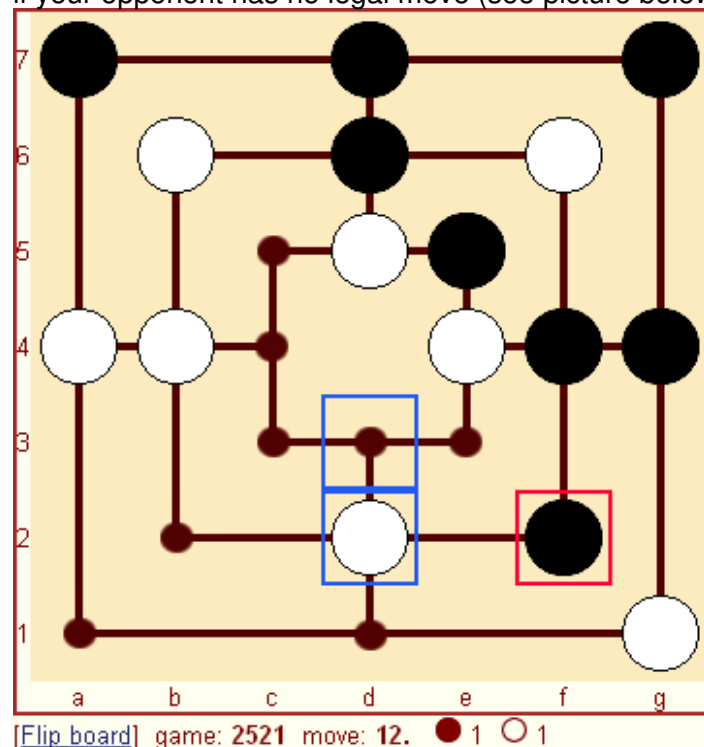
When both players placed all their stones on the board, the second phase starts. When it is your turn, you must move one of your stones to an adjacent free place (along a line). If you form a mill, you must remove an opposing stone from the board.

Phase 3: moving (when one player has only 3 stones left)

The third phase starts when a player has only 3 stones left. That player is allowed to move his stones **to any place on the board** instead of just an adjacent place. When both players have 3 stones left, both of them may do so.

End of the board game

You win the game by either capturing 7 opposing stones (so the opponent has just 2 stones left) or if your opponent has no legal move (see picture below).



Strategy

There are four places on the board with 4 neighbouring places (in the middle ring), so those are important and you should get at least two of them. On move 4 or 5, White can always make a mill, but Black places the last stone, which should compensate for that. Tactics are more important in the middlegame. When you form a mill, move one of the millstones away and make the mill again the next turn, will give you one capture each 2 turns. Even better is a construction where you move a stone out of the mill directly into a new mill. This stone will capture *every turn*.

Draws

Some board games will have no winner, they end up in a draw. For example, most 4 against 3 endgames are drawn. You then can offer a draw. Officially the game is drawn if:

- both players agree to draw
- if the same position occurs three times in a game *
- if during 50 moves no mill is formed *

* These situations are not automatically detected by Brettspielnetz.de. You can claim a draw by sending a private message to an admin. You must specify the gamenumber and a message like this: "My next move will be 35. g7-g4, and because that will be the third time this position will happen, I claim a draw.". An admin will check your claim and if you are right, he will declare the game to be drawn. **You must not actually make the move, then you have no more the right to claim a draw.**